

# **MLTSS Steering Committee Meeting**



**REPORT FROM DIVISION OF AGING SERVICES  
DIRECTOR LAURA OTTERBOURG**

**FEBRUARY 22, 2018**



# Long Term Care (LTC) and Managed Long Term Services & Supports (MLTSS)



Advisory, Consultative, Deliberative

# Long Term Care Recipients Summary – January 2018

**Total Long Term Care Recipients\***

**54,573**

**Managed Long Term Support & Services (MLTSS) 41,860**

MLTSS HCBS	22,367
MLTSS Assisted Living	3,094
MLTSS NF	16,112
MLTSS SCNF (Upper & Lower)	287

**Fee For Service (FFS/Managed Care Exemption) 11,744**

FFS Nursing Facility (NF)	8,540
FFS Skilled Nursing Facility (SCNF)	255
FFS NF – Other**	2,949

**PACE 969**

Source: NJ DMAHS Shared Data Warehouse Regular MMX Eligibility Summary Universe, accessed 2/6/2018.

Notes: Information shown includes any person who was considered LTC at any point in a given month and includes individuals with Capitation Codes 79399, 89399, 78199, 88199, 78399, 88399, 78499 & 88499, Special Program Codes 03, 05, 06, 17, 32, 60-67, Category of Service Code 07, or MC Plan Codes 220-223 (PACE).

\* FFS NF – Other is derived based on the prior month's population with a completion factor (CF) included to estimate the impact of nursing facility claims not yet received. Historically, 63.56% of long term care nursing facility fee-for-service claims are received one month after the end of a given service month.

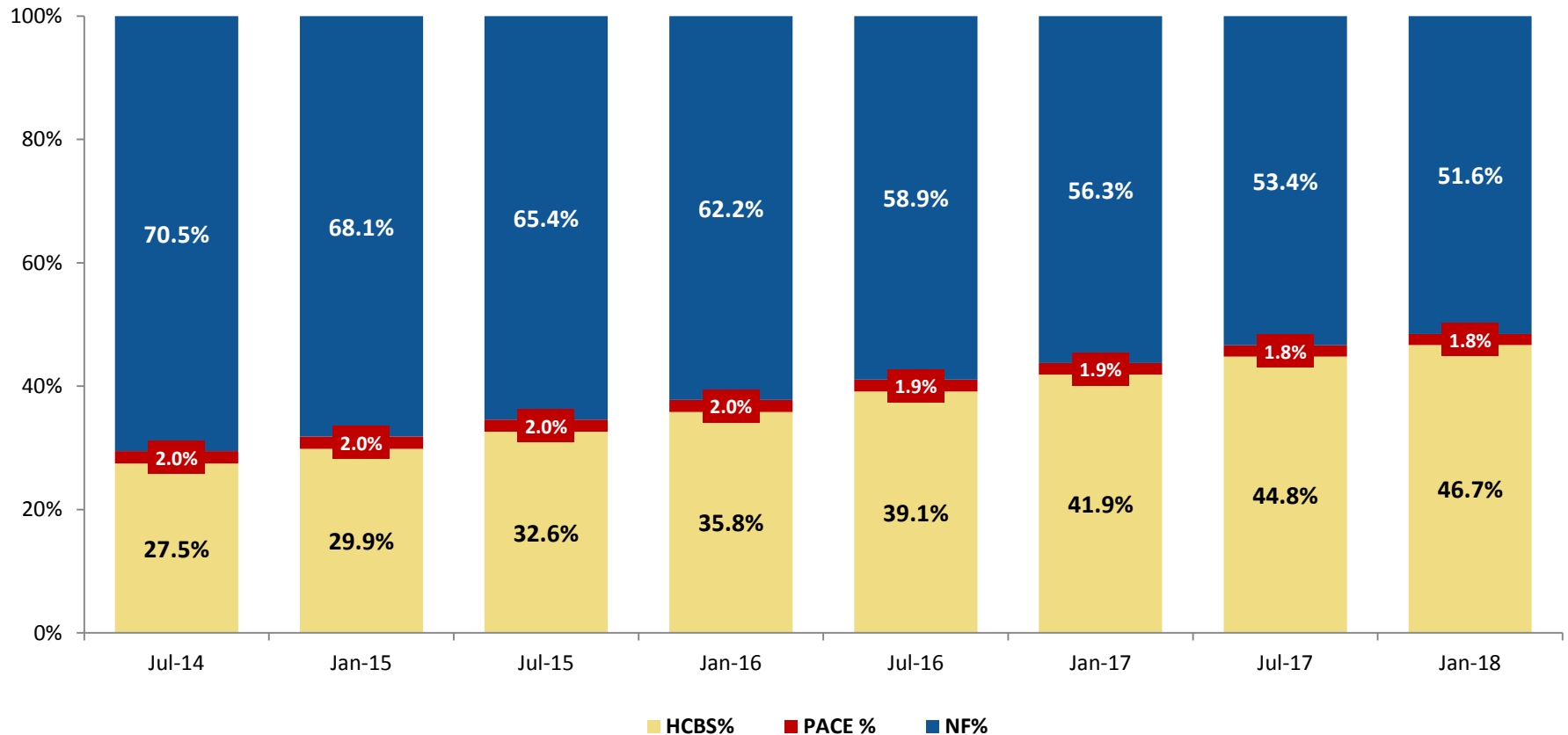
\*\* Includes Medically Needy (PSC 170,180,270,280,340-370,570&580) recipients residing in nursing facilities and individuals in all other program status codes residing in nursing facilities that are not within special program codes 60-67 or capitation codes 79399, 89399, 78199, 88199, 78399, 88399, 78499 & 88499.

Advisory, Consultative, Deliberative



# MLTSS Rebalancing

## 6 Month Intervals



Source: Monthly Eligibility Universe (MMX) in Shared Data Warehouse (SDW), accessed on 2/6/2018.

Notes: All recipients with PACE plan codes (220-229) are categorized as PACE regardless of SPC, Capitation Code, or COS.

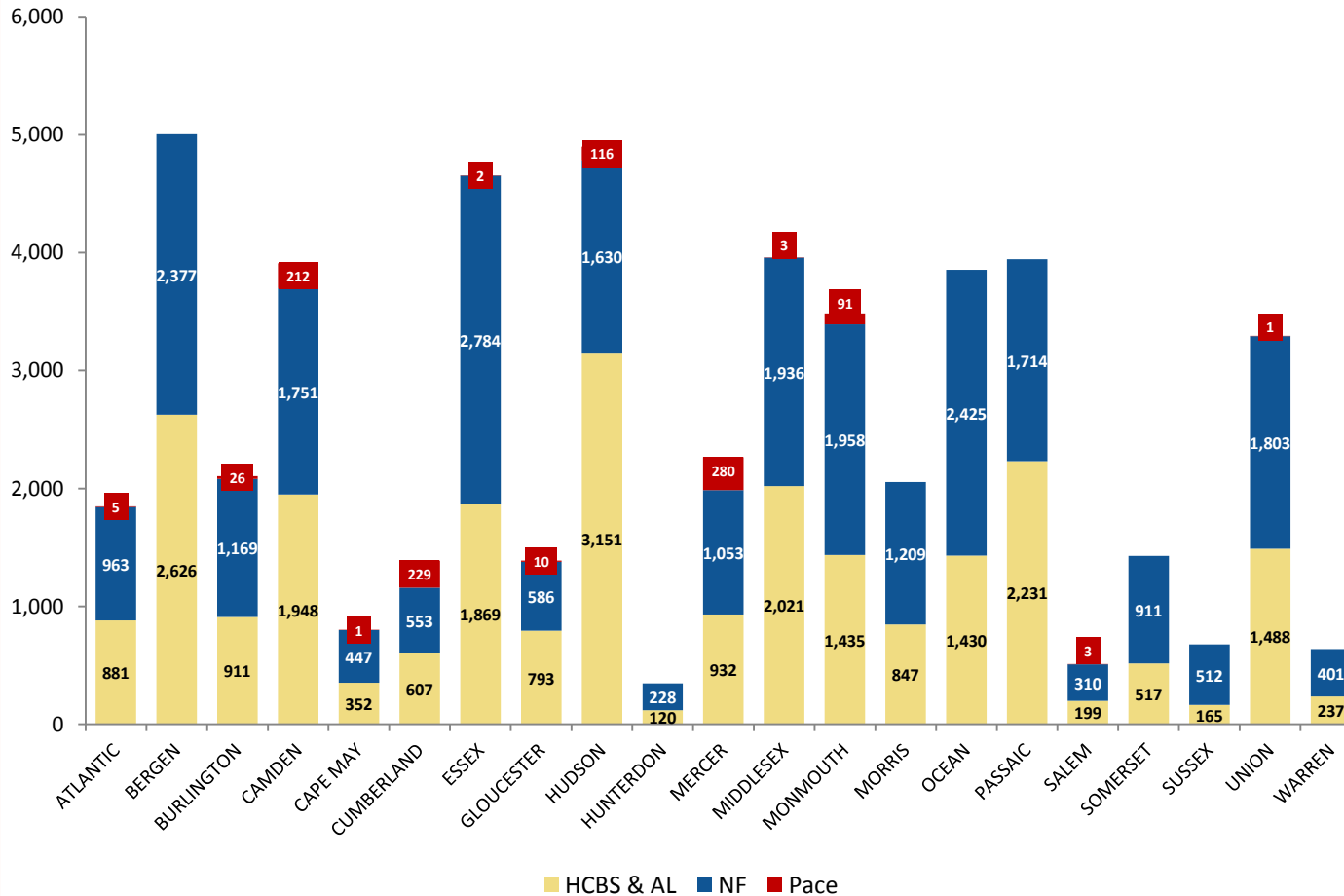
Home & Community Based Services (HCBS) Population is defined as recipients with a special program code (SPC) of 60 (HCBS) or 62 (HCBS – Assisted Living) OR Capitation Code 79399,89399 (MLTSS HCBS) with no fee-for-service nursing facility claims in the measured month.

Nursing Facility (NF) Population is defined as recipients with a SPC 61,63,64,65,66,67 OR CAP Code 78199,88199,78399,88399,78499,88499 OR a SPC 60,62 with a COS code 07 OR a Cap Code 79399,89399 with a COS code 07 OR a COS 07 without a SPC 60-67 (Medically Needy &/or Rehab). COS 07 count w/out a SPC 6x or one of the specified cap codes uses count for the prior month and applies a completion factor (CF) due to claims lag (majority are medically needy recipients).

Advisory, Consultative, Deliberative

# Long Term Care Population by County

December 2017



COUNTY	NJ FamilyCare	LTC
ATLANTIC	4.1%	3.5%
BERGEN	6.6%	9.5%
BURLINGTON	3.6%	4.0%
CAMDEN	8.2%	7.5%
CAPE MAY	1.1%	1.5%
CUMBERLAND	2.8%	2.6%
ESSEX	13.5%	8.9%
GLOUCESTER	2.7%	2.6%
HUDSON	10.3%	9.3%
HUNTERDON	0.6%	0.7%
MERCER	4.1%	4.3%
MIDDLESEX	7.7%	7.5%
MONMOUTH	4.7%	6.6%
MORRIS	2.5%	3.9%
OCEAN	7.5%	7.3%
PASSAIC	8.9%	7.5%
SALEM	0.9%	1.0%
SOMERSET	1.9%	2.7%
SUSSEX	0.9%	1.3%
UNION	6.6%	6.3%
WARREN	0.9%	1.2%

Source: DMAHS Shared Data Warehouse Monthly Eligibility Universe, accessed 2/6/18.

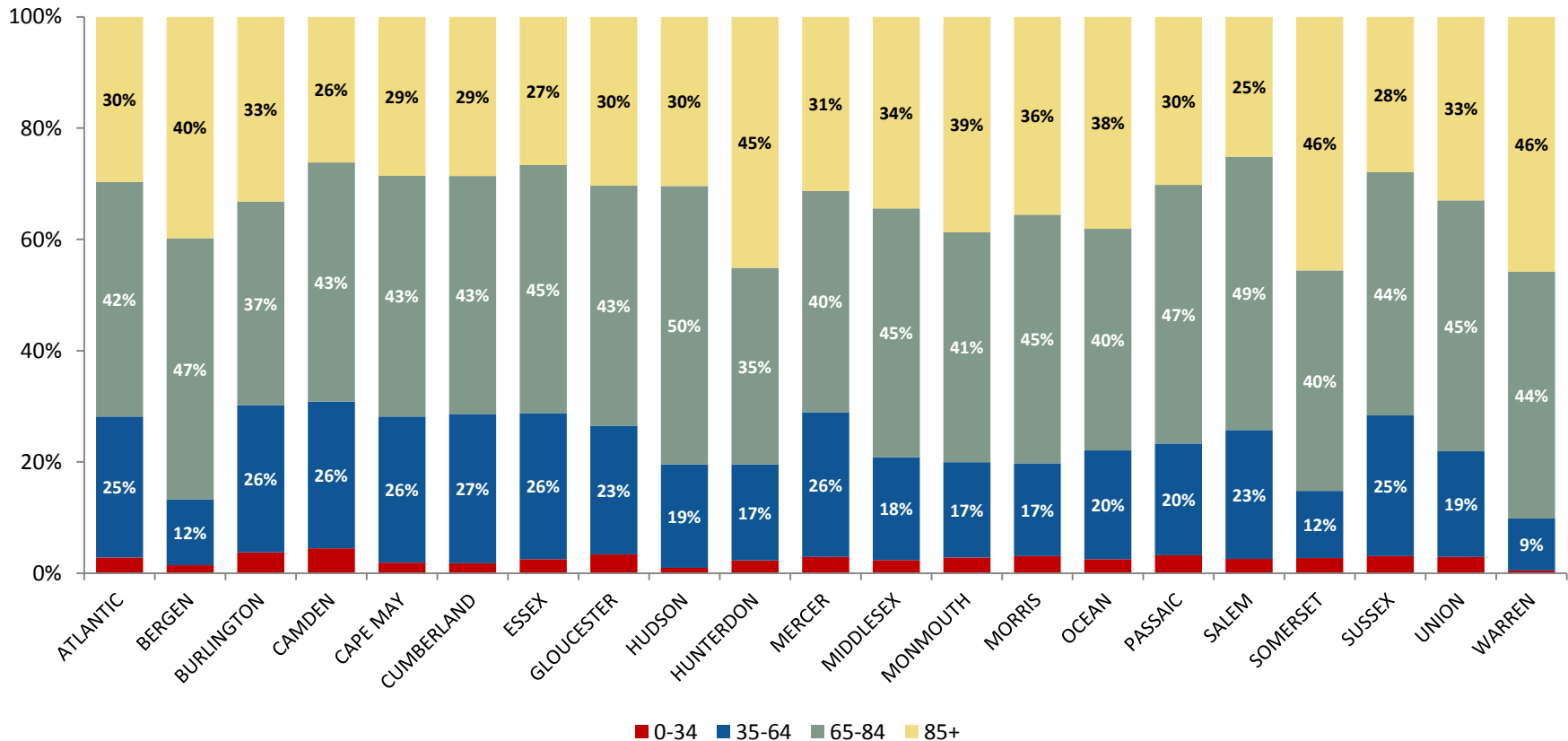
Notes: Information shown includes any person who was considered LTC at any point in a given month, based on CAP Codes 79399, 89399, 78199, 88199, 78399, 88399, 78499 & 88499, Special Program Codes 60-67, Category of Service Code 07, or MC Plan Codes 220-223 (PACE). \* Uses count for the prior month due to claims lag in identifying medically needy (PSC 170,180,270,280,340-370,570&580) and other non-exempt fee-for-service nursing facility recipients.

Advisory, Consultative, Deliberative



# Long Term Care Recipients per County, by Age Grouping

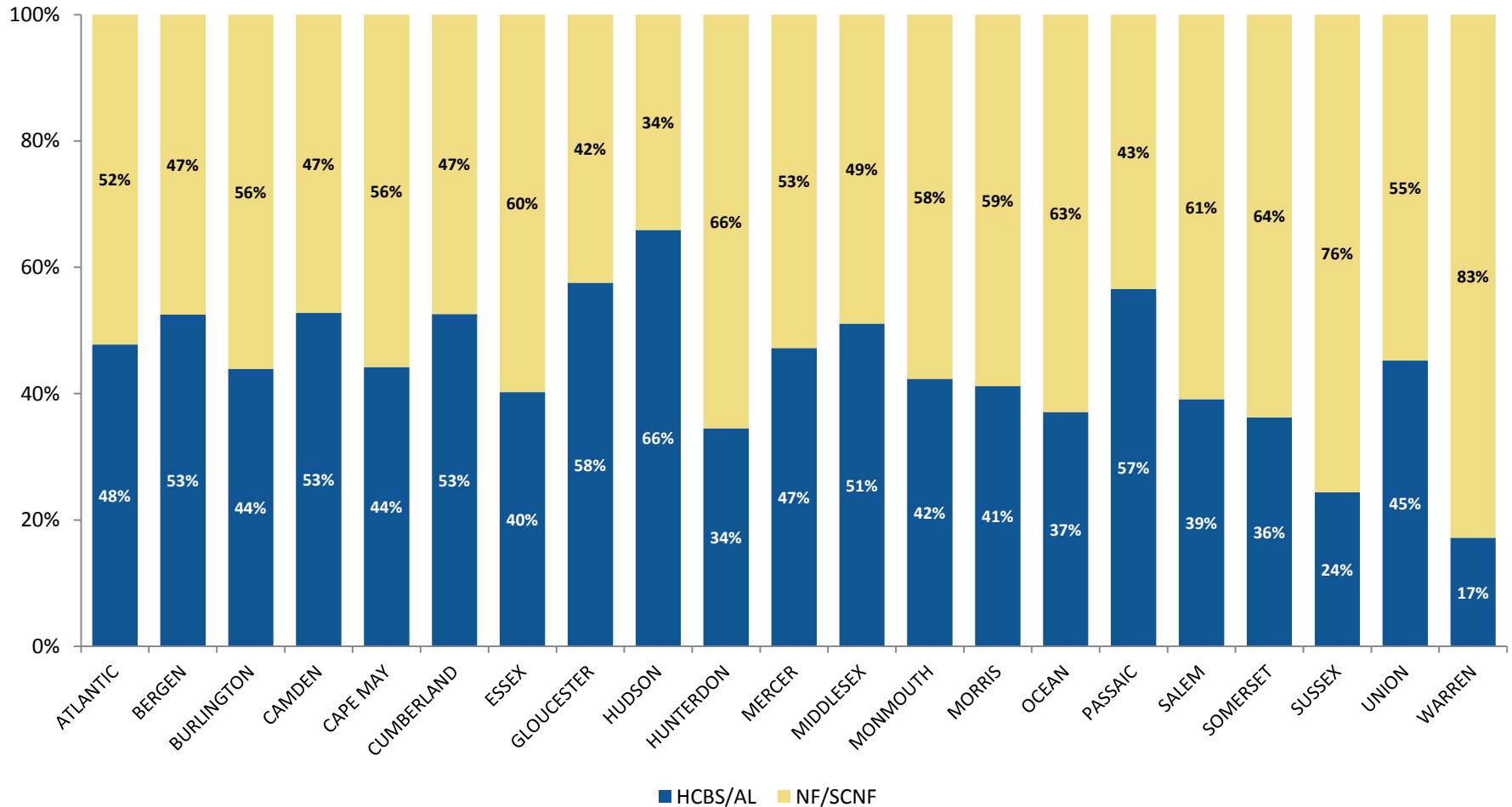
## County Long Term Care Population, by Age Grouping December 2017



Source: NJ DMAHS Shared Data Warehouse Regular MMX Eligibility Summary Universe, accessed 2/6/2018.

Notes: Information shown includes any person who was considered LTC at any point in a given month and includes individuals with Capitation Codes 79399, 89399, 78199, 88199, 78399, 88399, 78499 & 88499, Special Program Codes 03, 05, 06, 17, 32 (prior to 7/1/14) or SPC 60-67 (post 7/1/14), Category of Service Code 07, or MC Plan Codes 220-223 (PACE). County distinction is based on recipient's county of residence in the given month.

# Rebalancing Long Term Care, by County

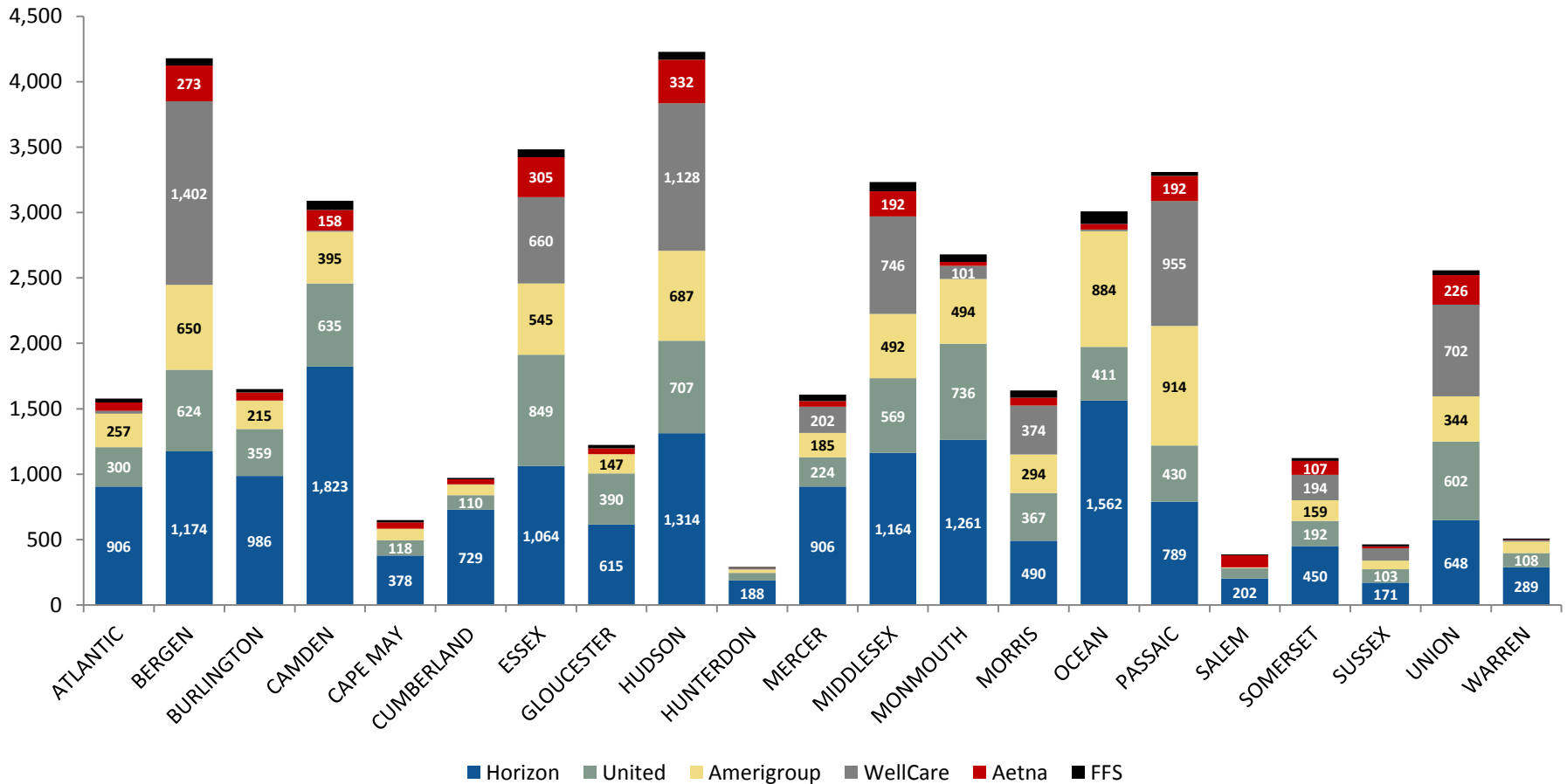


Source: NJ DMAHS Shared Data Warehouse Regular MMX Eligibility Summary Universe, accessed 2/6/2018.

Notes: Information shown includes any person who was considered LTC at any point in a given month and includes individuals with Capitation Codes 79399, 89399, 78199, 88199, 78399, 88399, 78499 & 88499, Special Program Codes 03, 05, 06, 17, 32 (prior to 7/1/14) or SPC 60-67 (post 7/1/14), Category of Service Code 07, or MC Plan Codes 220-223 (PACE). County distinction is based on recipient's county of residence in the given month.

# MLTSS Recipients per County, by Plan

January 2018



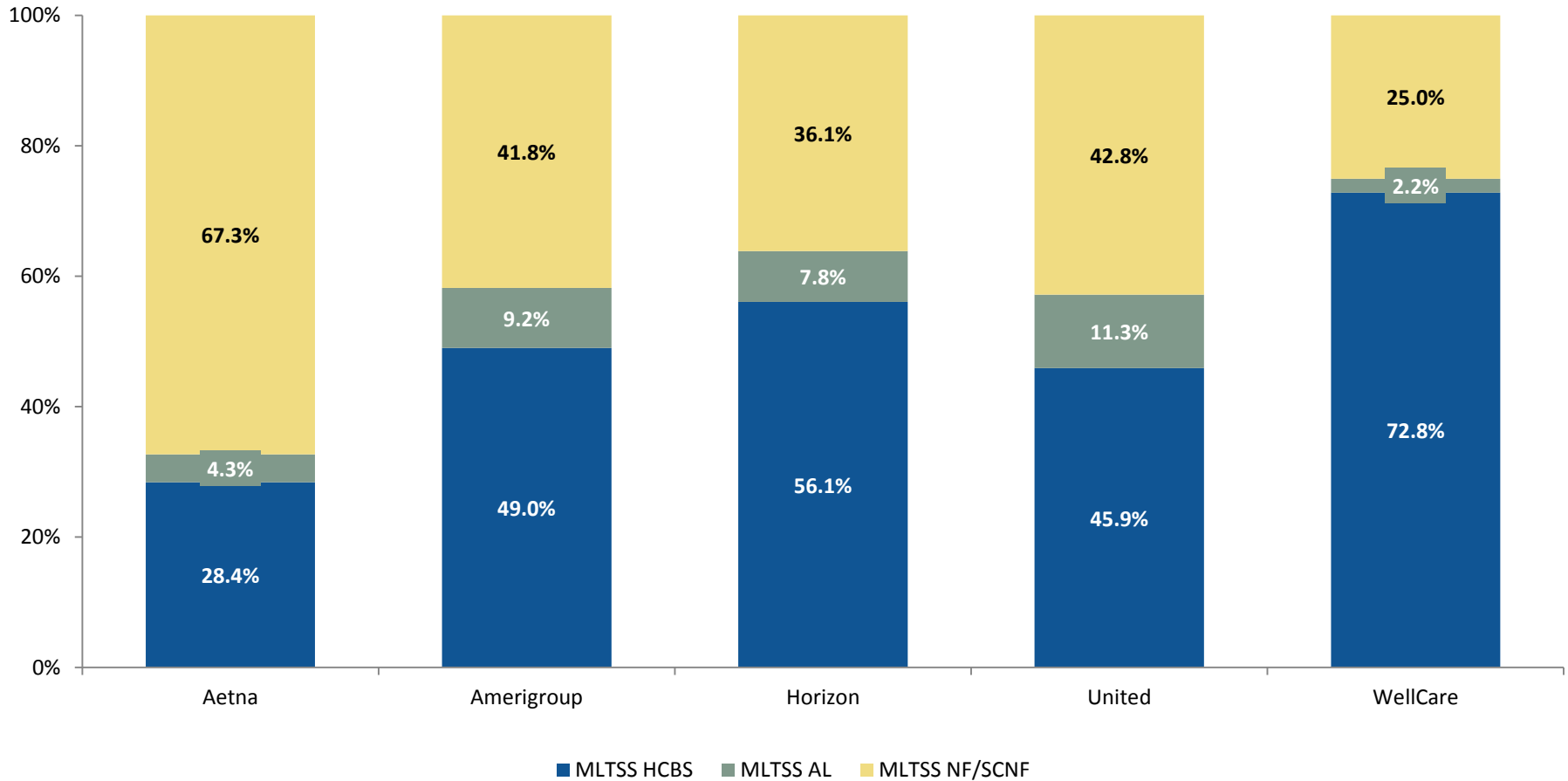
Source: NJ DMAHS Shared Data Warehouse Regular MMX Eligibility Summary Universe, accessed 2/1/2018.

Notes: Information shown includes any person who was considered MLTSS at any point in a given month and includes individuals with Capitation Codes 79399, 89399, 78199, 88199, 78399, 88399, 78499 & 88499 AND Special Program Codes 60-64. County distinction is based on recipient's county of residence in the given month.



# MLTSS Setting by Plan

January 2018



Source: DMAHS Shared Data Warehouse Monthly Eligibility Universe, accessed 2/6/2018.

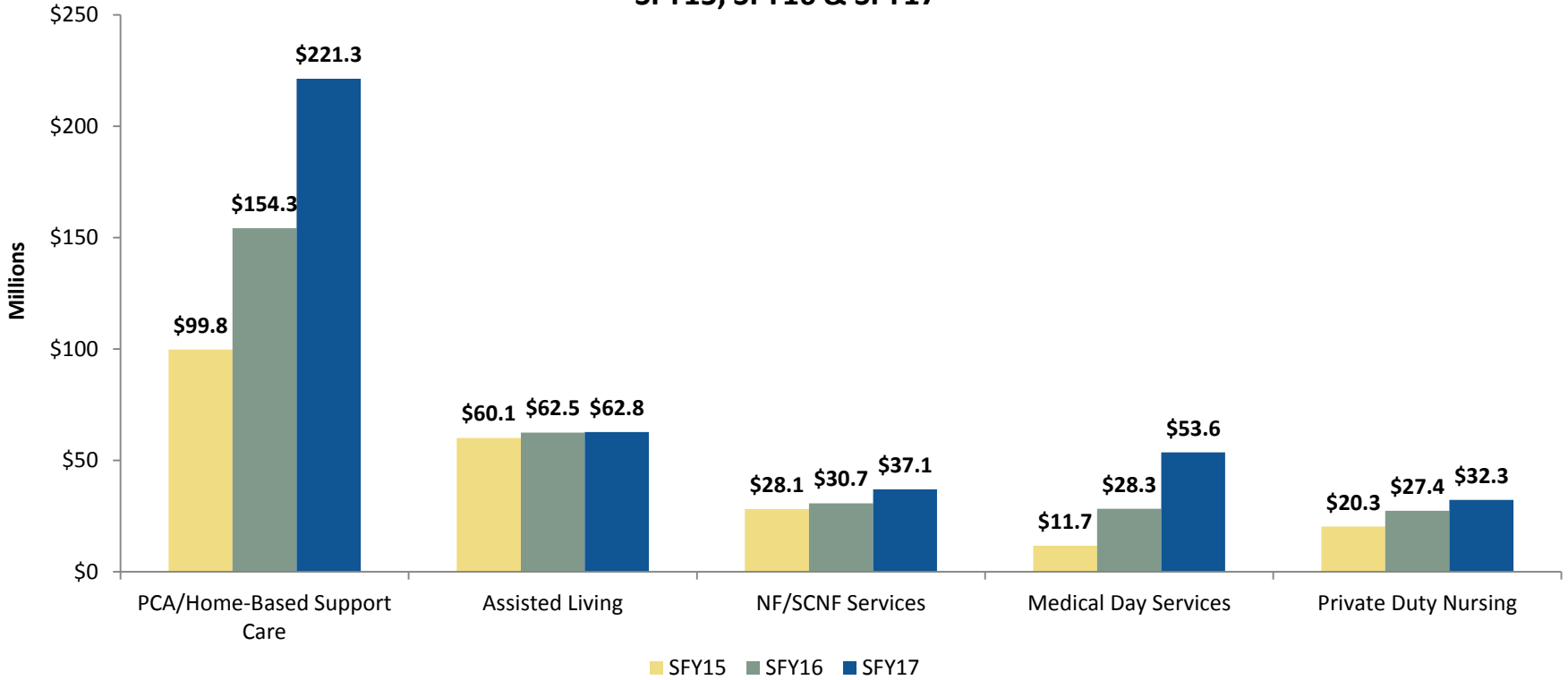
Notes: Includes all recipients in Capitation Codes 79399, 89399, 78199, 88199, 78399, 88399, 78499, 88499 at any point in the given month and categorizes them by plan.

Advisory, Consultative, Deliberative



# HCBS Population's LTC Services Utilization, by SFY

**HCBS Population: Top 5 LTC Services Utilized  
SFY15, SFY16 & SFY17**



Monthly Average Number of <u>HCBS</u> Recipients			
	SFY15	SFY16	SFY17
HCBS/AL	12,459	16,236	20,955

Source: NJ DMAHS Share Data Warehouse MLTSS Services Dictionary, accessed on 1/22/2018.

Notes: Dollars represent encounters paid through the date that the SDW was accessed. Subcapitations are not included in this data. Other Includes: Adult Family Care, Caregiver Training, Chore Services, Community Transition Services, Medication Dispensing Device (Monitoring), Medication Dispensing Device (Setup), Residential Modifications, TBI Behavioral Management, Non-Medical Transportation, and Vehicle Modifications.

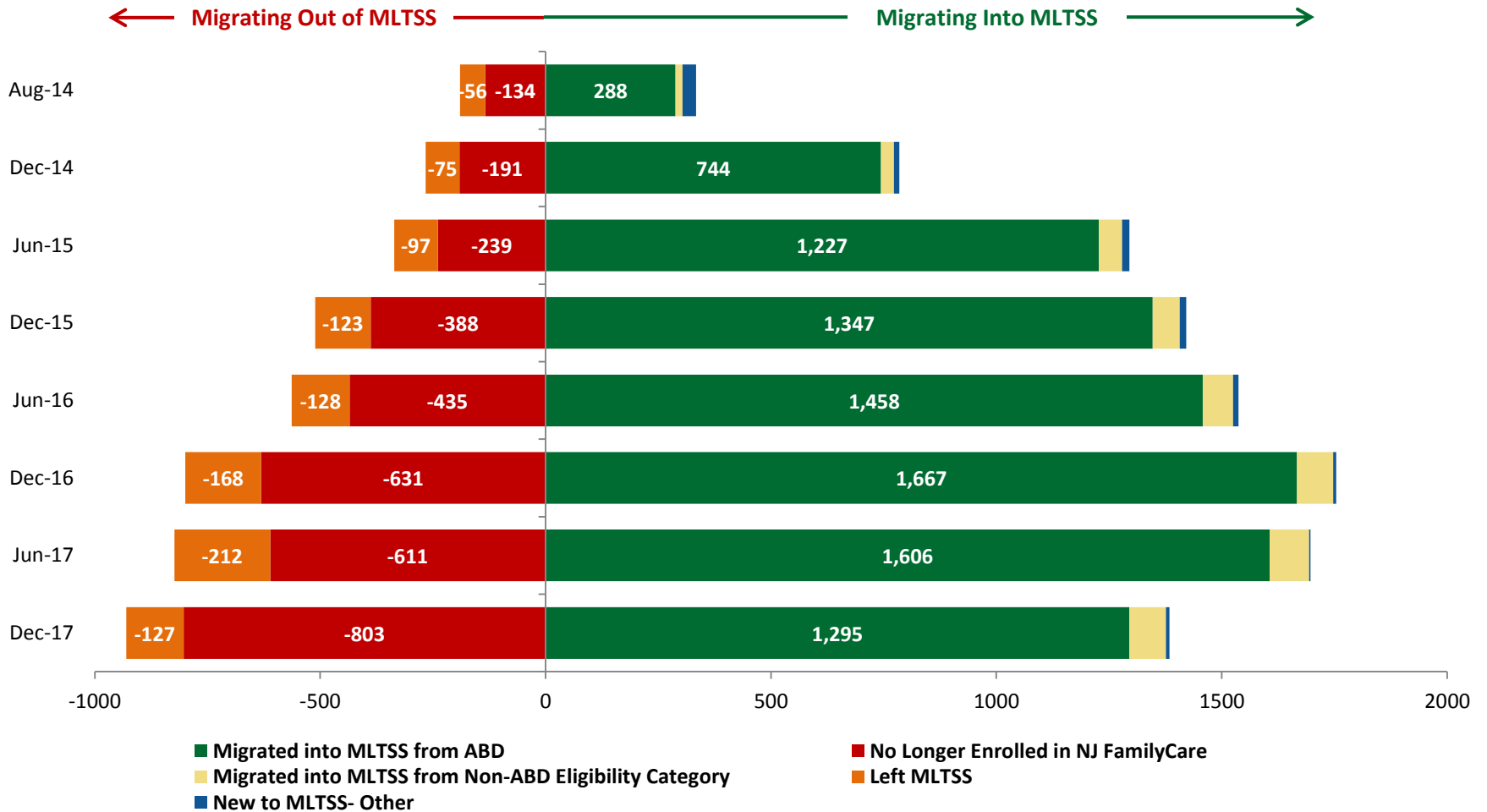
# MLTSS Population's LTC Services Utilization, SFY17

Long Term Care Service Type	Utilization Dollars
NF/SCNF Services	\$1,710,764,634
PCA/Home-Based Support Care	\$222,260,602
Assisted Living	\$63,650,092
Medical Day Services	\$53,696,264
Private Duty Nursing	\$32,490,894
Community Residential Services	\$13,228,420
TBI Habilitative Therapies	\$9,936,089
Home-Delivered Meals	\$8,285,563
Structured Day Program	\$3,895,072
PERS Set-up & Monitoring	\$2,586,195
Respite	\$2,089,713
Residential Modifications	\$1,108,144
Other	\$626,108
Social Adult Day Care	\$521,124
Supported Day Services	\$10,292
<b>Grand Total</b>	<b>\$2,125,149,206</b>

Source: NJ DMAHS Share Data Warehouse MLTSS Services Dictionary, accessed on 1/22/2018.

Notes: Claims represent encounters paid through the date that the SDW was accessed. Subcapitations are not included in this data. Data not shown for services whose claims represent 5% or less of total claims. LTC Services not shown include: Adult Family Care, Assisted Living Program, Caregiver Training, Chore Services, Cognitive Therapy (Group/Indiv.), Community Transition Services, Home-Delivered Meals, Medication Dispensing Device (Monitoring), Medication Dispensing Device (Setup), Occupational Therapy (Group/Indiv.), PERS Monitoring, PERS Setup, Physical Therapy (Group/Indiv.), Residential Modifications, Respite (Daily/Hourly), Social Adult Day Care, Speech/Language/Hearing Therapy (Group/Indiv.), Structured Day Program, Supported Day Services, TBI Behavioral Management, and Vehicle Modifications.

# Overall MLTSS Migration (All Settings)



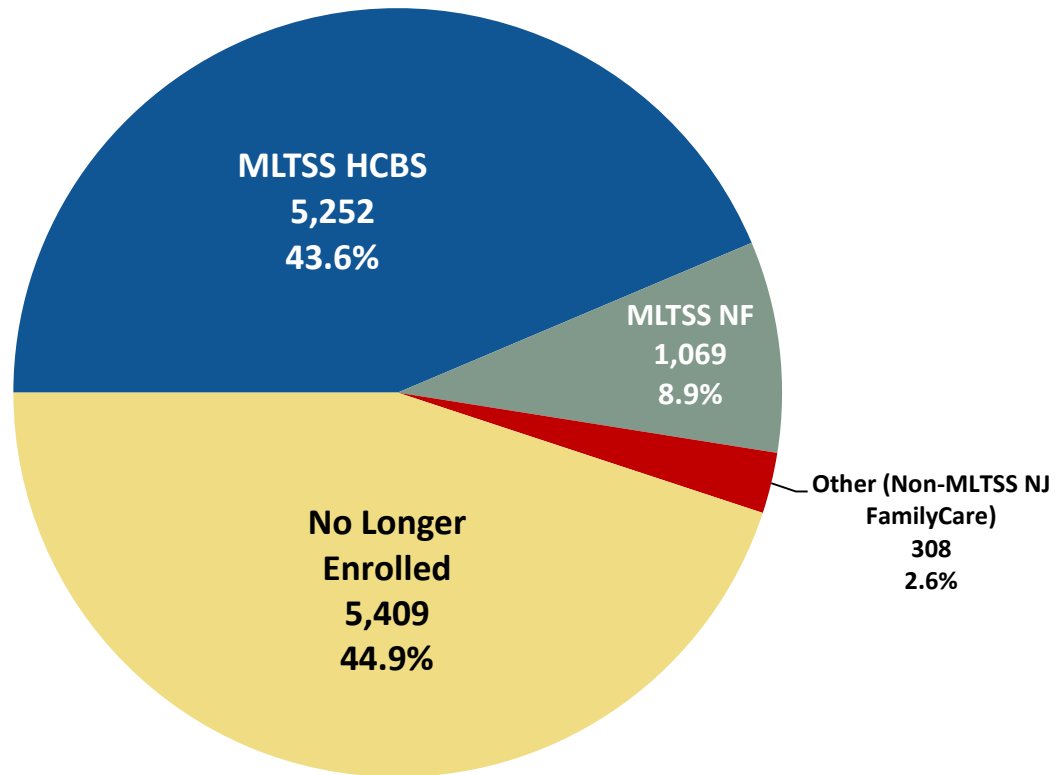
Source: NJ DMAHS Shared Data Warehouse MLTSS Summary Table, accessed 2/8/2018.

Notes: Base numbers include any person who was considered MLTSS at any point in a given month, based on cap codes 79399, 89399, 78199, 88199, 78399, 88399, 78499 and 88499. ABD defined as PSC 1xx, 2xx, or 5xx or cap codes 77399, 79599, 87399 or 89599. 'New to MLTSS – Other' consists of 'New to NJ FamilyCare' and 'Migrated into MLTSS from FFS NF'

Advisory, Consultative, Deliberative

# A Look at the June 30, 2014 Waiver Population Today

**All Waivers**  
(6/30/14 = 12,040)



Source: DMAHS Shared Data Warehouse Monthly Eligibility Universe, accessed 2/6/2018.

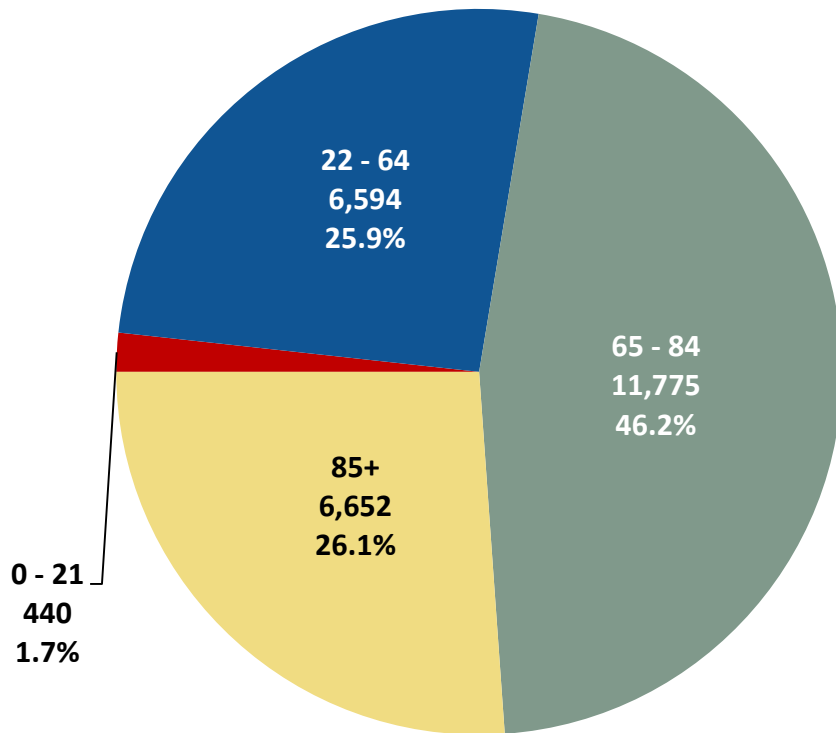
Notes: Includes all recipients who were in a waiver SPC (03, 05, 06, 17 or 32) on 6/30/14. Where they are now is based on capitation code or PSC. Those without a current capitation code or PSC are determined to be "No Longer Enrolled". Of the total number no longer enrolled, 93.8% (3,102) have a date of death in the system (current through 7-11-16).

Advisory, Consultative, Deliberative

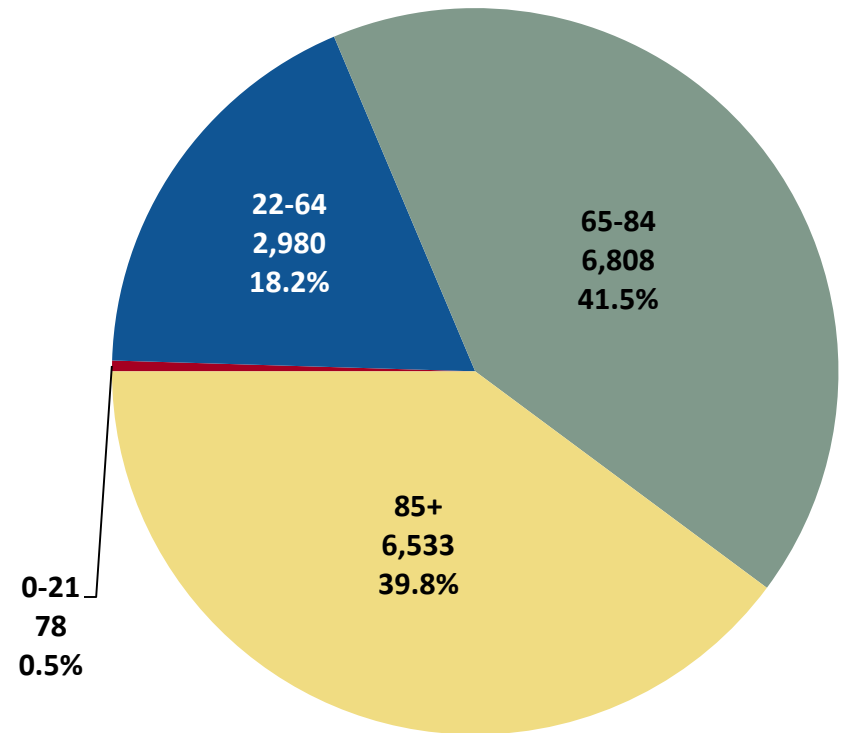
# MLTSS Population, by Age Group

## January 2018

**MLTSS HCBS/AL**



**MLTSS NF/SCNF**

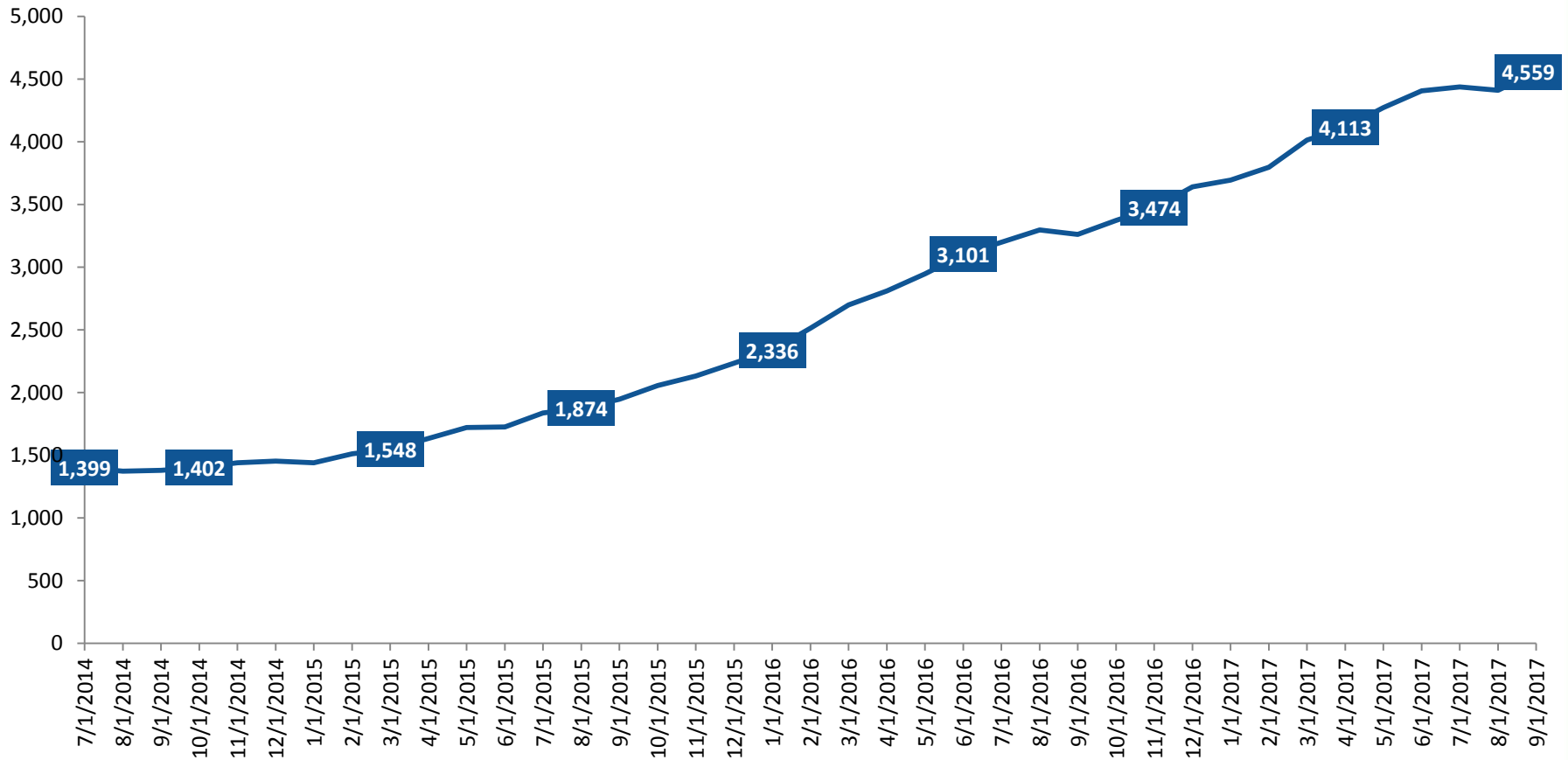


Source: DMAHS Shared Data Warehouse Monthly Eligibility Universe, accessed 2/6/2018.

Notes: Includes all recipients in Capitation Codes 79399, 89399, 78199, 88199, 78399, 88399, 78499, 88499 at any point in the given month and categorizes them by age.

# Home Delivered Meals

## Home Delivered Meals MLTSS Recipients



Source: NJ DMAHS Share Data Warehouse MLTSS Services Dictionary, accessed on 2/9/2018.

Notes: Claims represent encounters paid through the date that the SDW was accessed. Recipient counts are unique for each month shown. Home Delivered Meals use procedure code S5170\_null and S5170\_SE. All recipients included in counts were in one of the 8 MLTSS cap codes during the service month on the claim.

# Questions?

